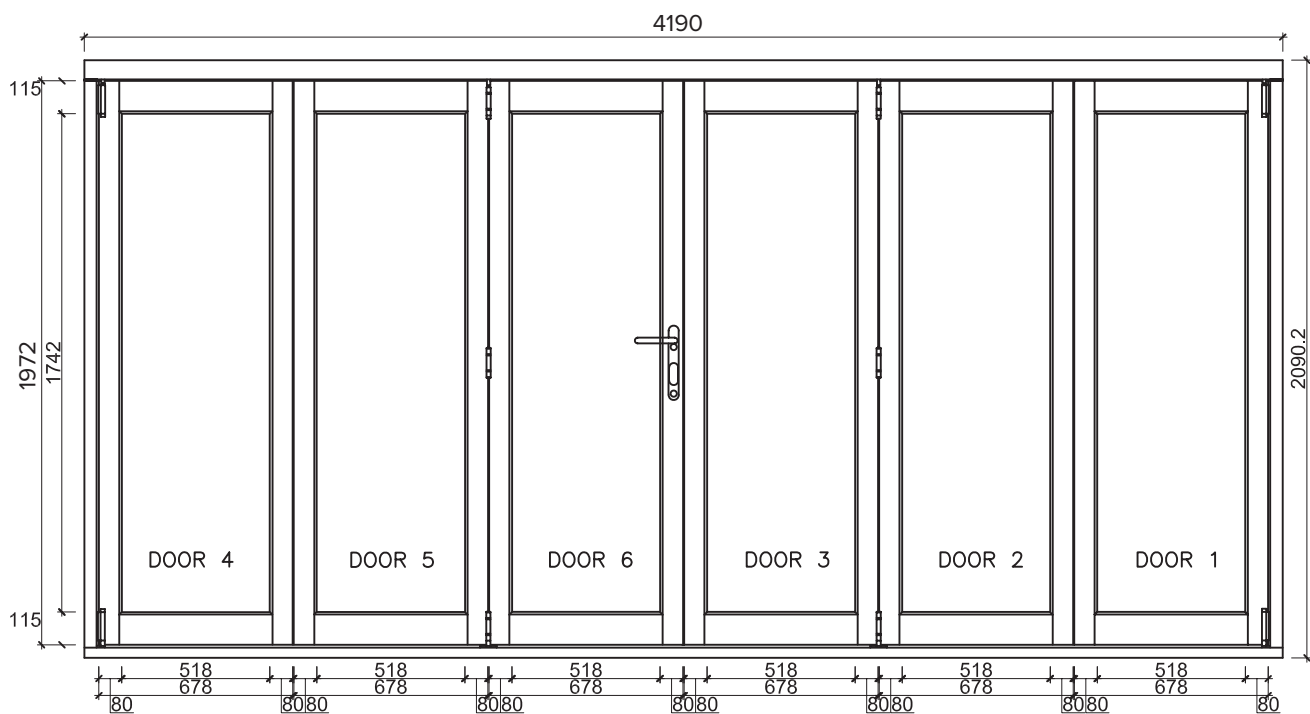


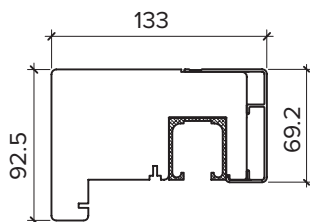
## ULTRA 4.2M ( APPROX 14FT )

6 DOOR, DOUBLE GLAZED, WHITE OR GREY, ALUMINIUM CLADDING, OAK VENEER, EXTERNAL BI-FOLD DOORS

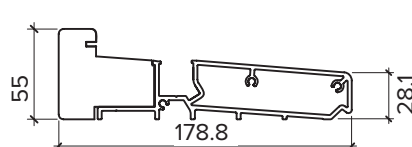
### DOOR DIMENSIONS



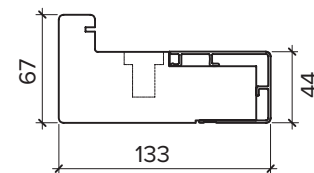
FRAME HEAD



FRAME CILL



FRAME JAMBS R/L



VISIBLE GLASS AREA

**5.41M<sup>2</sup>**

U VALUE

**1.6W/M2K**

BRICKWORK OPENING

**4200MM X 2100MM ( WxH )**

WEIGHT APPROXIMATELY

**294.5KG**