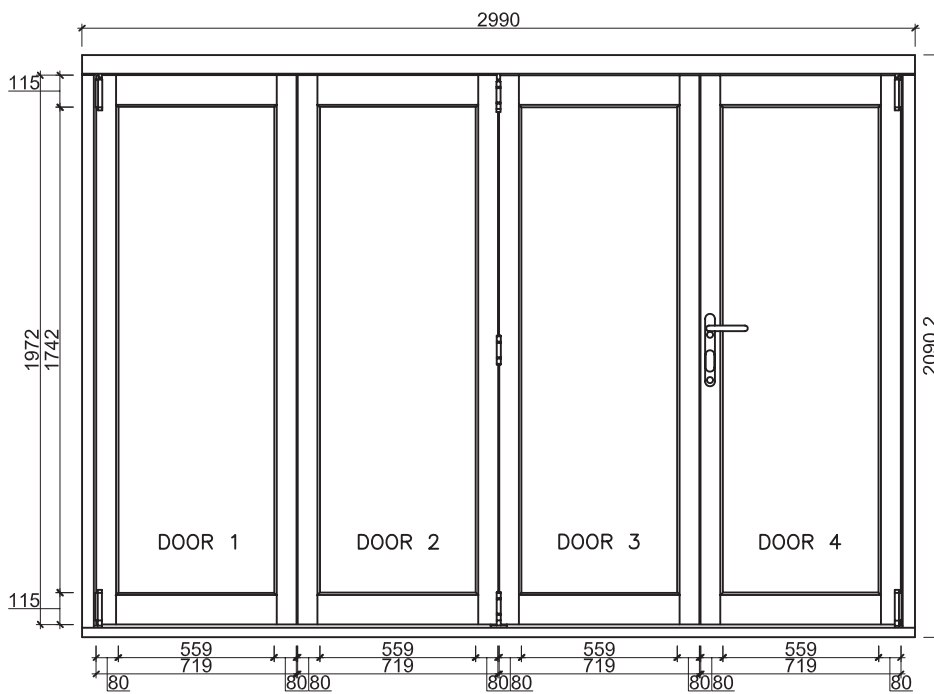


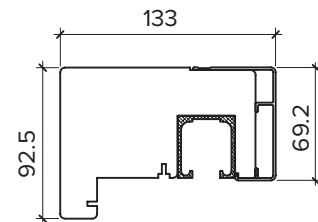
ULTRA 3.0m (APPROX 10FT)

4 DOOR, DOUBLE GLAZED, WHITE OR GREY, ALUMINIUM CLADDING, OAK VENEER, EXTERNAL BI-FOLD DOORS

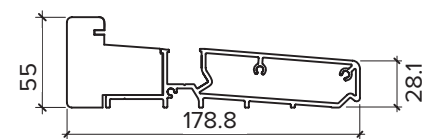
DOOR DIMENSIONS



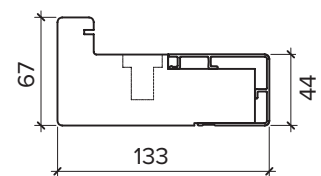
FRAME HEAD



FRAME CILL



FRAME JAMBS R/L



VISIBLE GLASS AREA	3.9M ²
U VALUE	1.6W/M2K
BRICKWORK OPENING	3000MM X 2100MM (WxH)
WEIGHT APPROXIMATELY	215KG