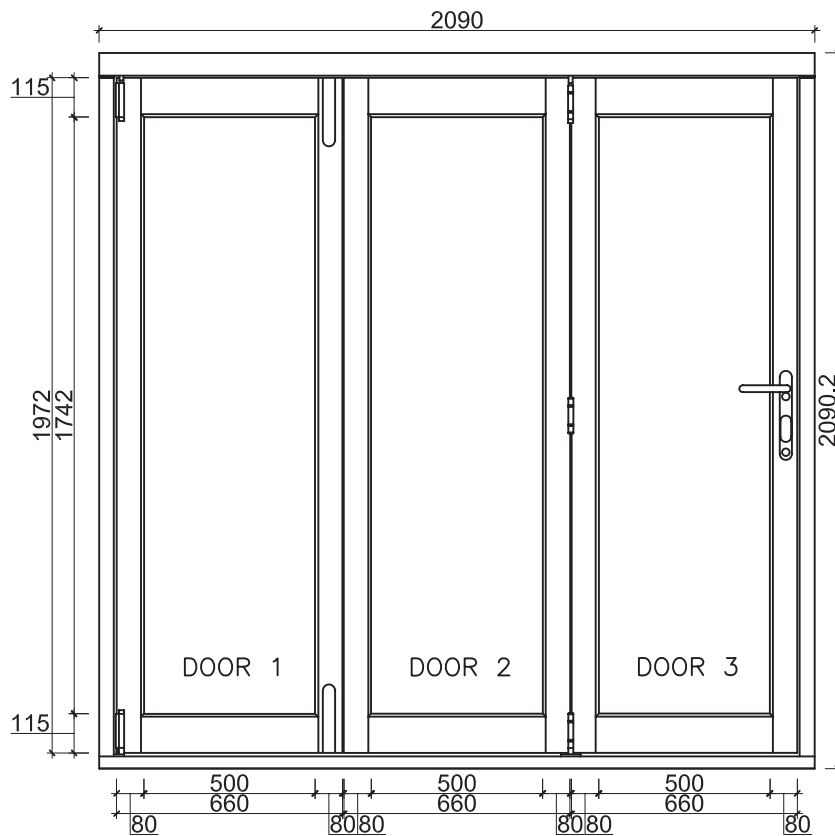


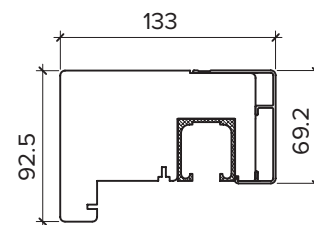
ULTRA 2.1M (APPROX 7FT)

3 DOOR, DOUBLE GLAZED, WHITE OR GREY, ALUMINIUM CLADDING, OAK VENEER, EXTERNAL BI-FOLD DOORS

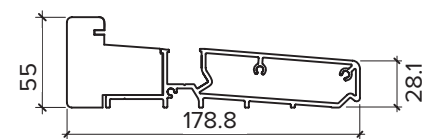
DOOR DIMENSIONS



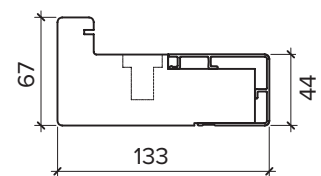
FRAME HEAD



FRAME CILL



FRAME JAMBS R/L



VISIBLE GLASS AREA	2.6M ²
U VALUE	1.6W/M2K
BRICKWORK OPENING	2100MM x 2100MM (WxH)
WEIGHT APPROXIMATELY	147.5KG